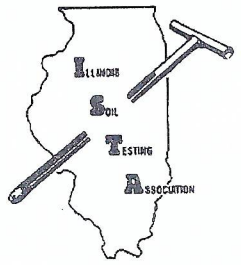




KSI LABORATORIES

202 S. DACEY DR., SHELBYVILLE, ILLINOIS 62565
PHONE (217) 774-2421
www.KSILab.com








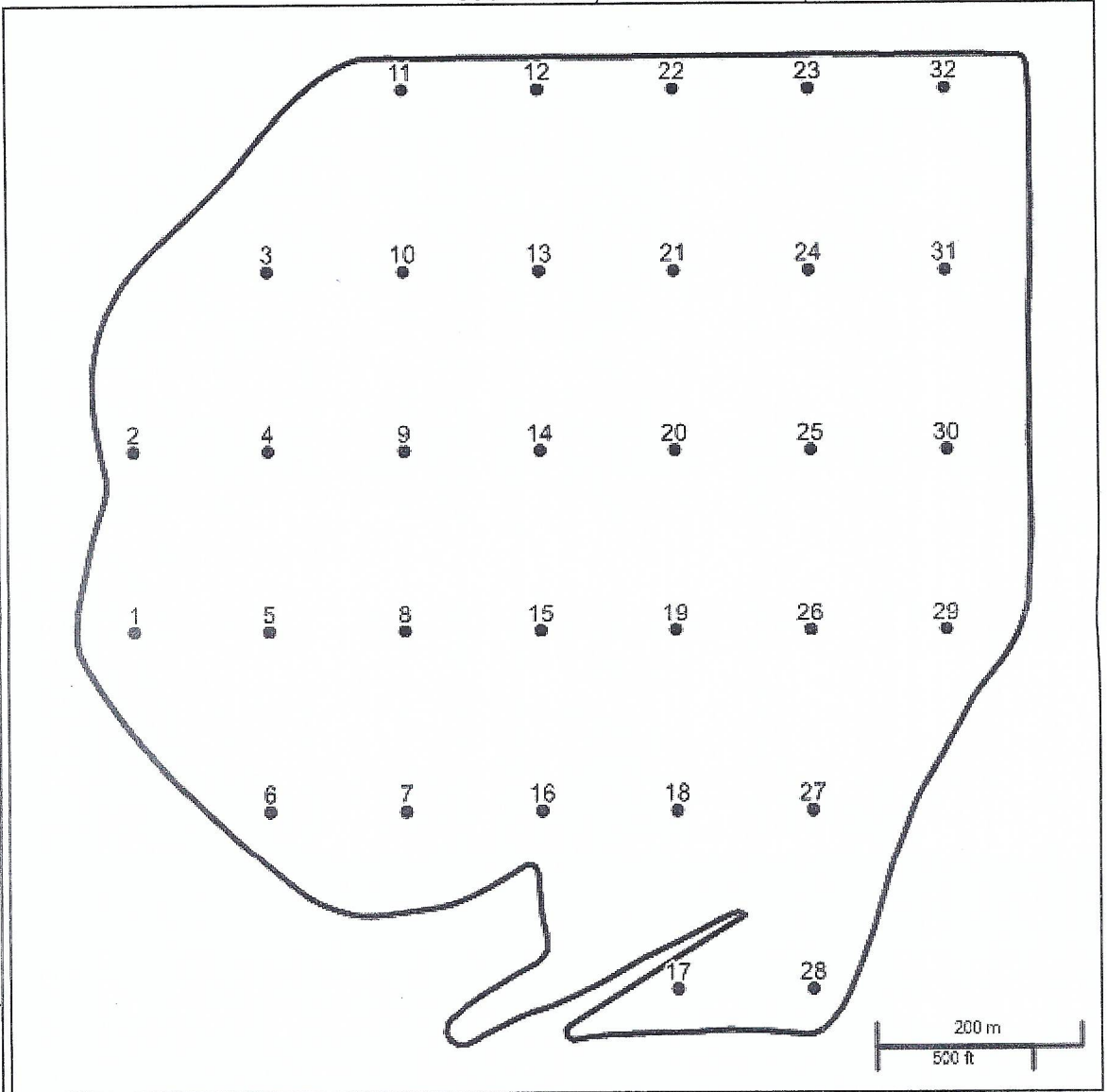
Since 1983

Operator: Mark VanEtten
Field: SEARS FARM
Acres: 103.3


Field ID: 129761
Date: 11/21/2019
Submitted By: SUNRISE FS (KILBOURNE)


Legend Base Map

-  Water
-  Roads
-  Timber
-  Waterway
-  Buildings



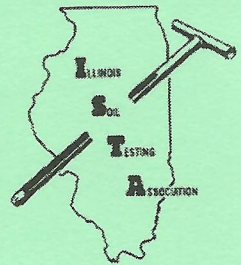
Latitude: 40.151674
Longitude: -89.957373
Grid Size: 440nsx330ew





KSI LABORATORIES

202 S. DACEY
SHELBYVILLE, ILLINOIS 62565
PHONE (217) 774-2421



OPERATOR: MARK VANETTEN
FIELD: SEARS FARM
ACRES: 103.3

LAB#: 269886-17 (23818)
DATE: 11/18/2019
SUBMITTED BY: SUNRISE FS (KILBOURNE)

SOIL TEST RESULTS

SAMPLE#	SOIL pH	BUFFER pH	PHOSPHORUS lbs/A	POTASSIUM lbs/A	CALCIUM lbs/A	MAGNESIUM lbs/A	ORGANIC MATTER %	CATION EXCHANGE CAPACITY	BASE SATURATION			
									%Ca	%Mg	%K	%H
1	6.3	7.0	67	110	822	130	1.2	3.2	64.3	17.0	4.5	14.3
2	6.2	7.0	69	175	875	132	1.4	3.5	62.6	15.8	6.5	15.2
3	6.4	7.0	65	177	1365	196	1.6	5.1	67.0	16.1	4.5	12.5
4	6.3	7.0	50	197	1329	203	1.5	5.1	65.2	16.6	5.0	13.2
5	6.4	7.0	39	216	1232	173	1.6	4.6	67.0	15.7	6.1	11.2
6	5.9	6.9	80	104	725	135	1.3	3.2	56.7	17.6	4.2	21.5
7	6.2	7.0	24	154	842	133	1.0	3.4	62.0	16.3	5.9	15.8
8	6.4	7.0	44	177	1500	195	1.7	5.4	69.5	15.1	4.3	11.2
9	6.3	7.0	23	236	1769	236	1.6	6.6	67.1	14.9	4.6	13.4
10	6.4	7.0	43	228	1781	226	1.7	6.5	68.6	14.5	4.5	12.4
11	6.4	7.0	91	287	1805	215	1.8	6.6	68.4	13.6	5.6	12.3
12	6.3	7.0	95	255	2351	279	1.9	8.6	68.4	13.6	3.9	14.2
13	6.3	7.0	39	280	2265	291	2.0	8.4	67.5	14.5	4.3	13.7
14	6.4	7.0	35	249	1725	212	1.7	6.3	68.5	14.1	5.1	12.3
15	6.1	7.0	66	209	1551	188	1.5	6.0	64.7	13.1	4.5	17.7
16	6.4	7.0	71	134	1268	169	1.6	4.6	69.0	15.4	3.8	11.9
17	6.1	6.9	63	272	4976	942	3.4	20.4	61.0	19.3	1.8	17.9
18	6.4	7.0	67	94	894	125	1.2	3.3	67.8	15.8	3.7	12.7
19	6.4	7.0	27	103	927	141	1.0	3.5	66.3	16.8	3.8	13.1
20	6.1	7.0	17	174	1303	216	1.6	5.3	61.5	17.0	4.3	17.2
21	6.2	7.0	25	186	1613	225	1.7	6.2	65.1	15.2	3.9	15.8
22	6.4	7.0	42	327	2248	282	1.9	8.2	68.6	14.4	5.2	11.9
23	5.8	6.7	88	214	1511	134	1.7	6.1	62.0	9.2	4.5	24.3
24	6.2	7.0	38	140	1522	194	1.5	5.7	66.8	14.2	3.2	15.8
25	5.9	6.9	17	126	1541	258	1.7	6.5	59.3	16.6	2.5	21.6
26	6.6	7.0	71	114	1229	161	1.2	4.2	73.2	16.0	3.5	7.2
27	6.3	7.0	52	243	4263	743	3.1	16.4	65.0	18.9	1.9	14.1
28	6.1	6.8	25	188	4926	957	3.4	20.2	61.0	19.8	1.2	18.0
29	5.9	6.6	49	200	4906	718	3.5	19.9	61.7	15.1	1.3	21.9
30	5.9	6.5	55	148	3994	527	3.2	15.9	62.8	13.9	1.2	22.0
31	5.6	6.5	100	211	1876	205	2.0	8.1	58.0	10.6	3.4	28.1
32	5.3	6.2	142	124	540	55	1.0	2.6	52.0	8.9	6.2	33.0
AVERAGE	6.2	6.9	56	189	1921	281	1.8	7.5	64.6	15.2	4.0	16.2
PH AVE.	6.2	EXTRACTED SAMPLES: 31,32,										
P1 AVE.	48	EXTRACTED SAMPLES: 11,12,31,32,										
K AVE.	189	EXTRACTED SAMPLES:										